ALIAPANEL

Paperless Recorder

Model ARC90NT Series

GENERAL

ALIAPANEL ARC90NT Series Paperless Recorder features the most advanced technology. It can be applied across a broad scope of industrial applications. ARC90NT is the product which with multi-channels, complete functions, easy operation, high accuracy,low power but high performance. And the series overcome the old-fashioned paperless recorder, which has less channels, multiple installation and space-consuming problem.

FEATURES

- DIN Size (144mm*144mm), 320*240Pixels, TFT truecolor (LCD)
- 128MB memory installed inside, applied to long terms data record
- Common input signal, mA, Include VDC, T/C, RTD, Hz..etc
- High Accuracy +/-0.15% of Reading
- Maximum 12 points Relay, 4 point 4-20mA output and 24VDC output
- 16 channels maximum input
- 24VDC Aux. power supply available for 2 wires system
- Display/Record single point, Multi-point, Trend, Totalizer, Bargraph
- The recorded data could be stored in USB memory & SD memory card and transferred to computer for soft analysis

STANDARD SPECIFICATION

Number of Inputs	: 1-16 Channels
Input	: T/C (K, S, B, E, J, N, T, R,N, etc.)
	: RTD, CU50, CU53, BA1, BA2
	: DCA (4-20 mA, 0-10 mA, 0-20 mA)
	: DCV (0-5V, 1-5V ,0-10V, 20mV, 100mV)
	: Frequency (1Hz ~ 5KHz)
	Resistance (0-175 Ω, 0-400 Ω)
Accuracy	: +/-0.15% of Span
Response Time	: 50 ms
Alarm Type	: High & Low alarm, Incr. & Decr. alarm
Output	: 4-20 mA *4 points Maximum, Load:800Ω
	: Relay, 3A/250V * 12 points Maximum
	: 24VDC, 65 mA *4 points Maximum
Digit Input	: 2 Points Maximum
Storage Memory	: 128 MB (on board)
Recycling Mode	: Newest Data overwrites to oldest data
Recording Data Shift	: USB memory (8GB) / SD Card (4GB)
Display update Rate	: 1 Second
Keypad	: 6 Keys (Page, Left, Right, Up, Down, Enter) for programming and display control
Parameter Storage	: Operation parameters are stored by EEPROM for more than 10 years

Display	: 5.6" color-screen LCD
Trend & Bargraph	: Vertical / Horizontal
Digital	: 4-1/2 digits programmable
Engineer unit	: 66 different ngineering units
Parameter Protection	: Password entry (6 Digits)
Logging Rate	: 1 Seconds ~ 1800 Seconds Per Pen
Recording Capability	: 120 Hours (16 Points, 1 Data/Second)
	: 789 Years (1 Point, 1 Data/Hour)
PC software	: Compatible with Windows 2000/XP/Vista
Display	: Trend, Digital, Circular, Alarm, Bargraph Totalizer
Convert function	: Saved as excel files
Protection Class	: NEMA 3 / IP 54
Weight	: 2.6 Kg maximum
Dimensions	: 144 mm (W) * 144 mm (H) * 219 mm (D)
Ambient Temperature	: -10 to +60 °C
Ambient Humidity	: 10% to 85%RH (at 5 to 40 °C)
Power Supply	: 85-260VAC, 50/60Hz
Vibration Test	: 10~60Hz ,10m/S^2 for 3 hours
Power Consumption	: ≤20 W
Communication	: RS232 / RS485 (MODBUS Protocol)

CE

ALIA GROUP INC.
113 Barksdale Professional Center, Newark, DE 19711, USA
TEL : + 1 - 302 - 213 - 0106 FAX : + 1 - 302 - 213 - 0107
URL : www.alia-inc.com
E-mail :alia@alia-inc.com

Functions

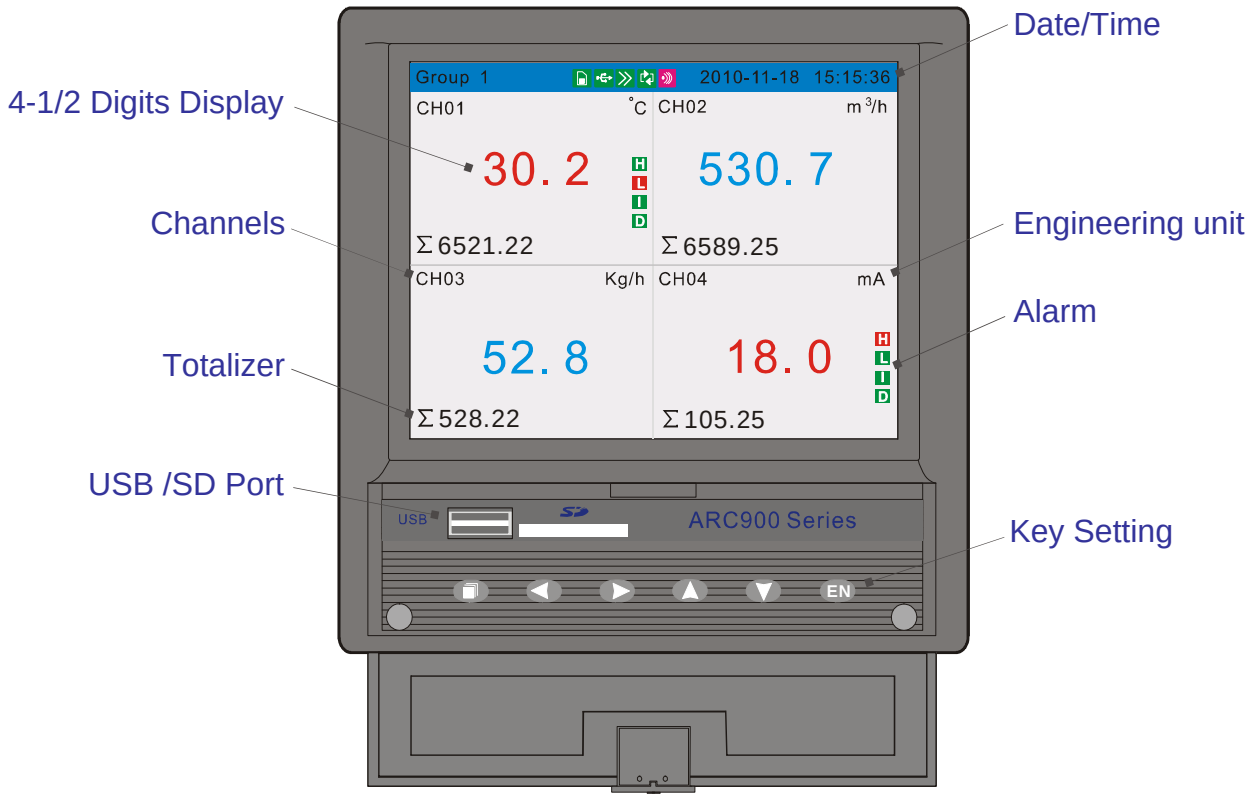

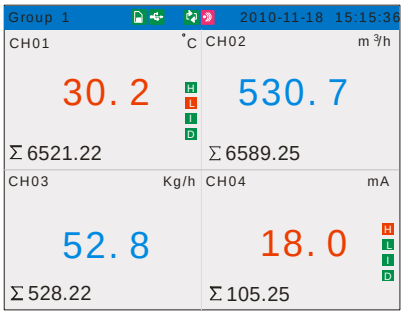

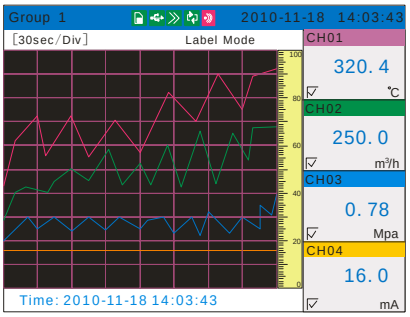

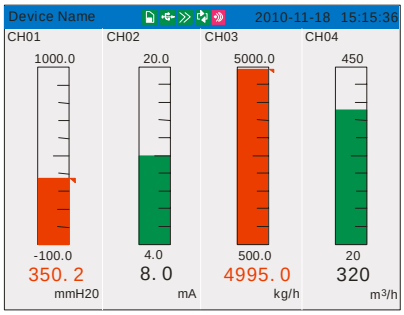

DIMENSIONS

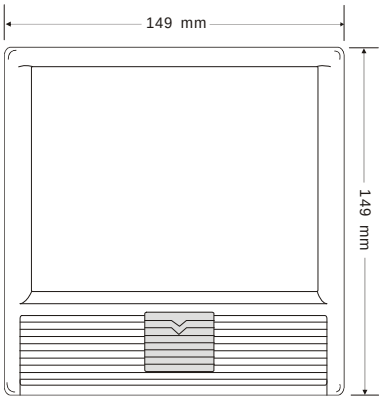

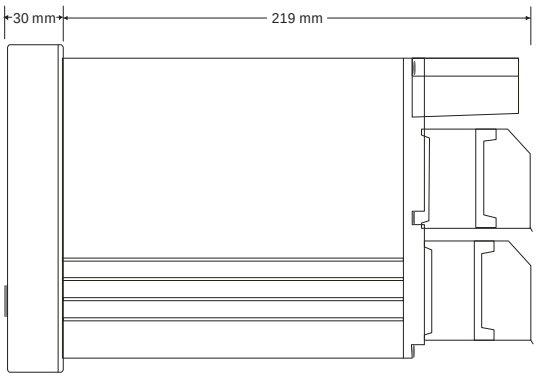

Panel Cutout

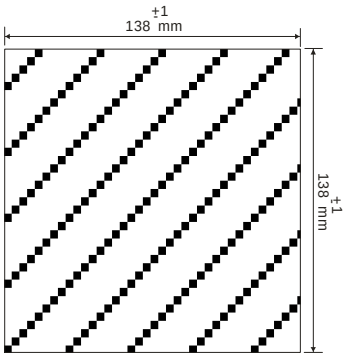

WIRING DIAGRAM

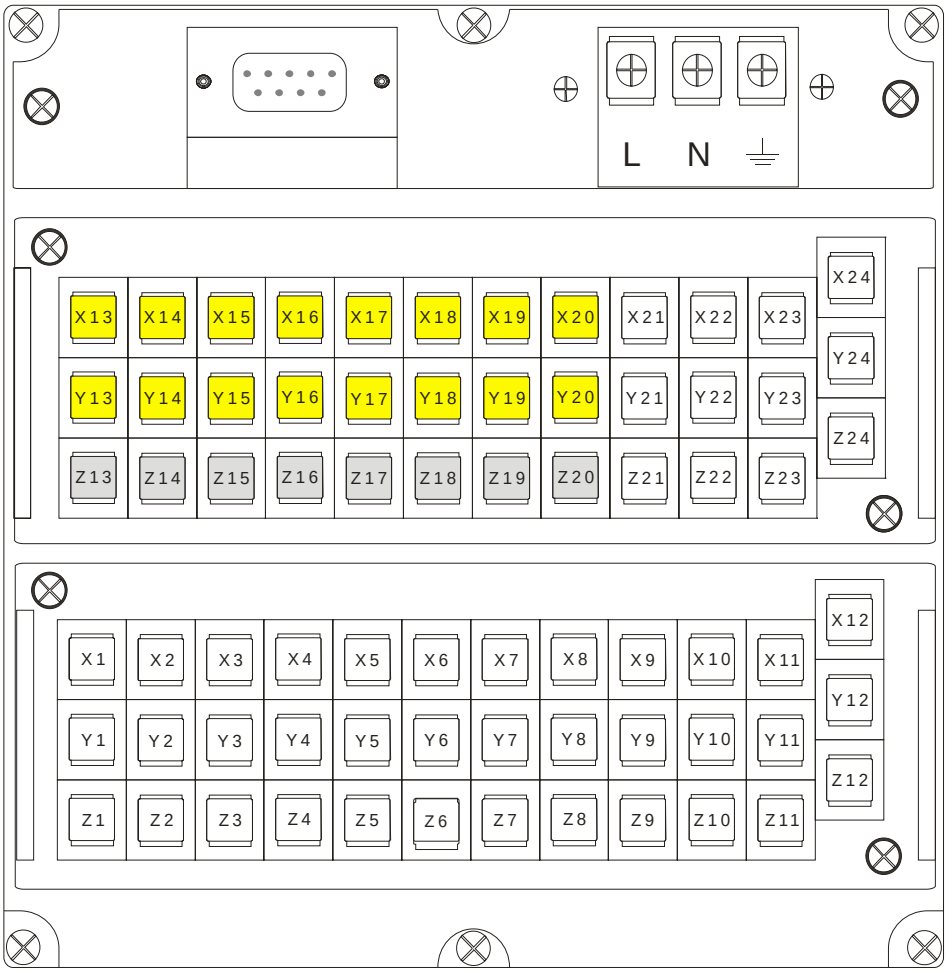

Input

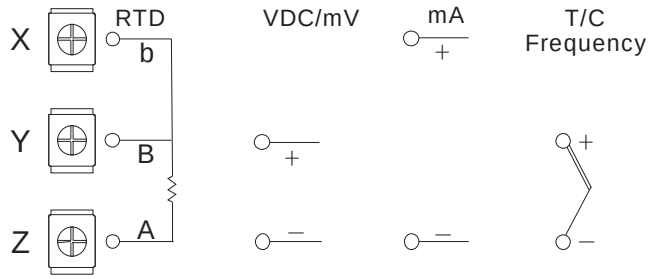

Terminals

Input	
Channel 1-12	X1 / Y1 / Z1 …. X12 / Y12 / Z12
Channel 13-16	X21 / Y21 / Z21 …. X24 / Y24 / Z24
Output	
Relay Channel 1-12	X13 / Y13 …. X24 / Y24
4-20 mA Channel 1-4	Y9 / Z9 …. Y12 / Z12
24VDC Channel 1-4	Z13 / Z14 …. Z19 / Z20

Output

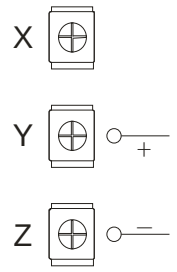

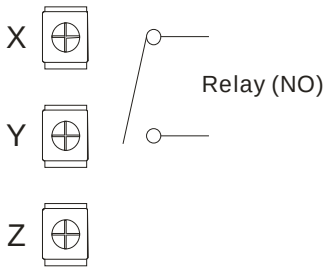

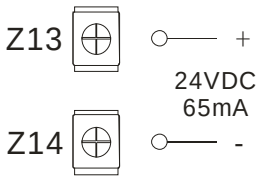

Standard Accessory

* Advanced software Data Analysis at your PC and Remote Viewing

* 8GB USB Memory Disk (Advanced Software inside)

* 4GB SD Memory Disk (Advanced Software inside)

Advanced Software

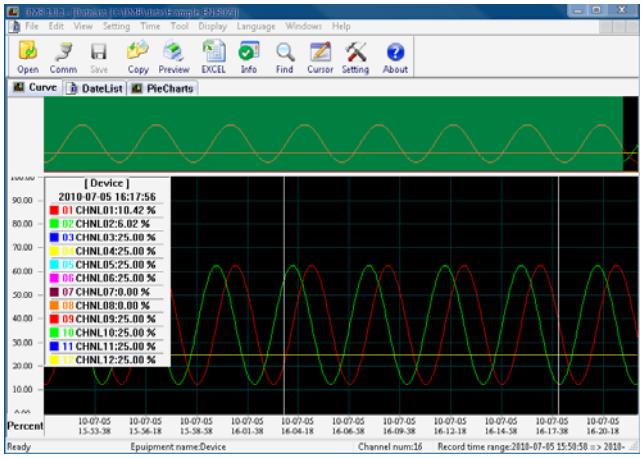

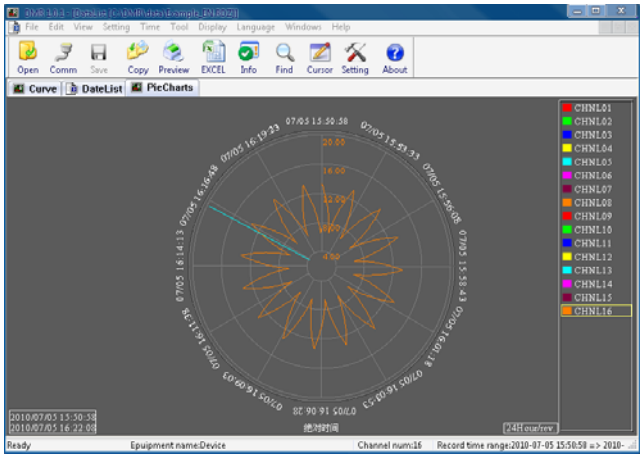

MODEL SELECTION GUIDE

ARC90NT Series						
Example:ARC90NT-U8-F2-R06-C-N, Universal Input *8, Frequency input *2, Relay output *6, RS485 (Modbus)						
ARC90NT-	XX-	XX-	XXX-	X-	X	Description
Slot A	U□-					Universal Input , 1-8 Channels
	F□-					Frequency Input, 1-8 Channels (External Power, 2 wire)
	G□-					Frequency Input, 1-8 Channels (12VDC Power, 3 Wire)
	H□-					Frequency Input, 1-8 Channels (24VDC Power, 3 Wire)
Slot B		NN-				None
		U□-				Universal Input , 1-8 Channels
		F□-				Frequency Input, 1-8 Channels (External Power, 2 wire)
		G□-				Frequency Input, 1-8 Channels (12VDC Power, 3 Wire)
		H□-				Frequency Input, 1-8 Channels (24VDC Power, 3 Wire)
		A□-				4-20 mA Output, 1-4 Channels
Slot C			NNN-			None
			R□□-			Relay Alarm Output (NO), 1-8 Channels
			R12-			Relay Alarm Output (NO), 12 Channels *** NOTE**
Communication				N-		RS232
				C-		RS485 (Modbus)
Option					N	None
					M	Mathematics Function (Add, Subtract, Multiply, Divide, Other)

Note : When Slot C selects R12 (Relay 12 Channels)output, Slot B only chooses 4 Channels at most.