

GENERAL

ALIASONIC AUF75NT series is a fixed mounted, transit-time ultrasonic Flowmeter. It features clamp-on style transducers for non-invasive measurement of clean homogeneous liquid processes. This user friendly microprocessor based, field programmable flowmeter ensures that the flow of existing processes can be performed without interrupting the flow and has very low installation costs.

FEATURES

- 4 line LCD display with flowrate, totalizer & signal condition
- Stores up 64 Day/Month/Year Totalizer daily value
- Batch control function
- Wide range velocities of 0.01 ~ +/- 32 m/s
- Transducers for pipe size from 15 to 6000 mm
- High accuracy of +/-0.5% of reading
- Built-in magnet in transducers, no need for steady tool on metal pipe
- Data logger function, include date, totalizer, signal condition... etc
- Response time less than 1 second

STANDARD SPECIFICATION

- | | | | |
|-----------------------|---|-----------------------|--|
| ● Measuring Principle | : Transit time difference | ● Keypad | : 16 Key with tactile action |
| ● Pipe Size | : S Type : 15 mm ~ 100 mm (1/2" ~ 4")
: M Type : 50 mm ~ 1000 mm (2" ~ 40")
: L Type : 300 mm ~ 6000 mm (12" ~ 240")
: HS Type : 15 mm ~ 100 mm (1/2" ~ 4")
: HM Type: 50 mm ~ 1000 mm (2" ~ 40") | ● Response Time | : Less than 1 second |
| ● Pipe Material | : Cast Iron, Stainless Steel, Ductile Iron
Copper, PVC, Aluminum, Fiberglass... etc. | ● Flow Velocity | : 0.01 ~ +/- 32 m/s |
| ● Liner Material | : Tar Epoxy, Rubber, Mortar, Polypropylene,
Polystyrol, Polyethylene, Teflon... etc | ● Resolution | : 0.0001 m/s |
| ● Display | : 4 Line LCD with illumination
Flowrate : 5 digit with decimal point
Totalizer : 8 digit, Forward, Reverse & Net values.
Engineer Unit : M3, Liter, US Gallon, Imperial Gallon,
Million Gallon, Cubic Feet, US Barrels,
Imperial Barrels, Oil Barrel
Time Unit : Second, Minute, Hour, Day
Other : Velocity, Date, Time, Signal condition. | ● Ambient Temperature | : -20 ~ +50 °C |
| ● Accuracy | : +/- 1% ~ +/- 2% of reading (0.5 ~ 30 m/s)
: +/- 0.5% of reading (Online calibration) | ● Mounting | : Wall mounting |
| ● Repeatability | : +/-0.2% of reading | ● Max. Cable Length | : 300 M |
| ● Temperature Input | : 4-20 mA * 2 points for BTU calculation
Function : Δ T, Measurements for Thermal Energy | ● Power Consumption | : Less than 2W |
| | | ● Power Supply | : 90 ~ 260Vac 50/60 Hz or 8-36Vdc |
| | | ● Data Storage | : Operation parameters and totalizer
figures are stored by EEPROM for more
than 10 years |
| | | ● Output | : 4-20 mA or 0-20 mA |
| | | ● Pulse Output | : 1- 9999 Hz |
| | | ● Data Logger | : Limitless overwriting in 64 columns
(Flowrate, totalizer, time, date included) |
| | | ● Alarm | : High/Low with buzzer |
| | | ● Communication | : RS-232 |
| | | ● Dimensions | : 235 * 205 * 95 mm |
| | | ● Weight | : 1.5 Kg |
| | | ● Protection Class | |
| | | Converter | : IP65 |
| | | Sensor | : IP68 (Submersible) |



ALIA GROUP INC.

113 Barksdale Professional Center, Newark, DE 19711, USA
TEL : + 1 - 302 - 213 - 0106 FAX : + 1 - 302 - 213 - 0107

URL : www.alia-inc.com
E-mail : alia@alia-inc.com
AUF75NTV1.1.9.A4.en

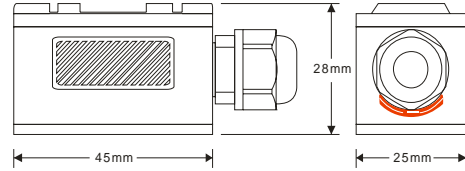
SENSOR SPECIFICATION

- Fluid Temperature : -40 ~ 110 °C

- S Type

Pipe Size : 15 ~ 100 mm (1/2" ~ 4")

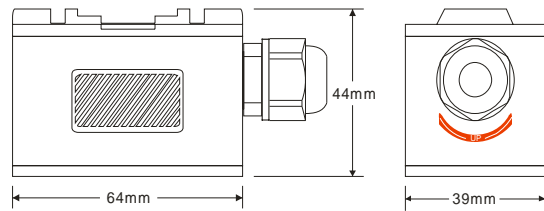
Dimensions : 45 * 25 * 28 mm



- M Type

Pipe Size : 50 ~ 1000 mm (2" ~ 40")

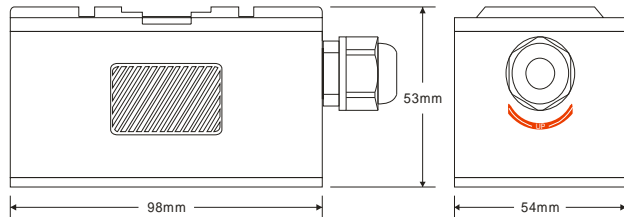
Dimensions : 64 * 39 * 44 mm



- L Type

Pipe Size : 300 ~ 6000 mm (12" ~ 240")

Dimensions : 98 * 54 * 53 mm

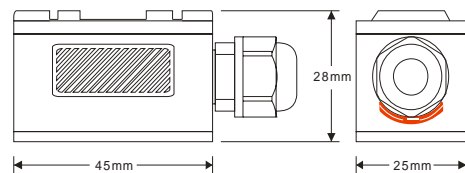


- Fluid Temperature : -40 ~ 160 °C

- HS Type

Pipe Size : 15mm ~ 100mm (1/2" ~ 4")

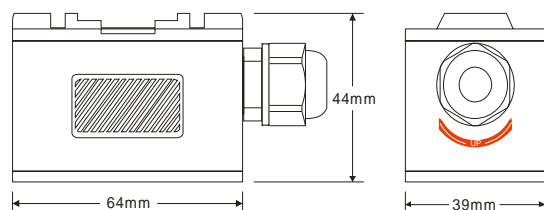
Dimensions : 45 * 25 * 28 mm



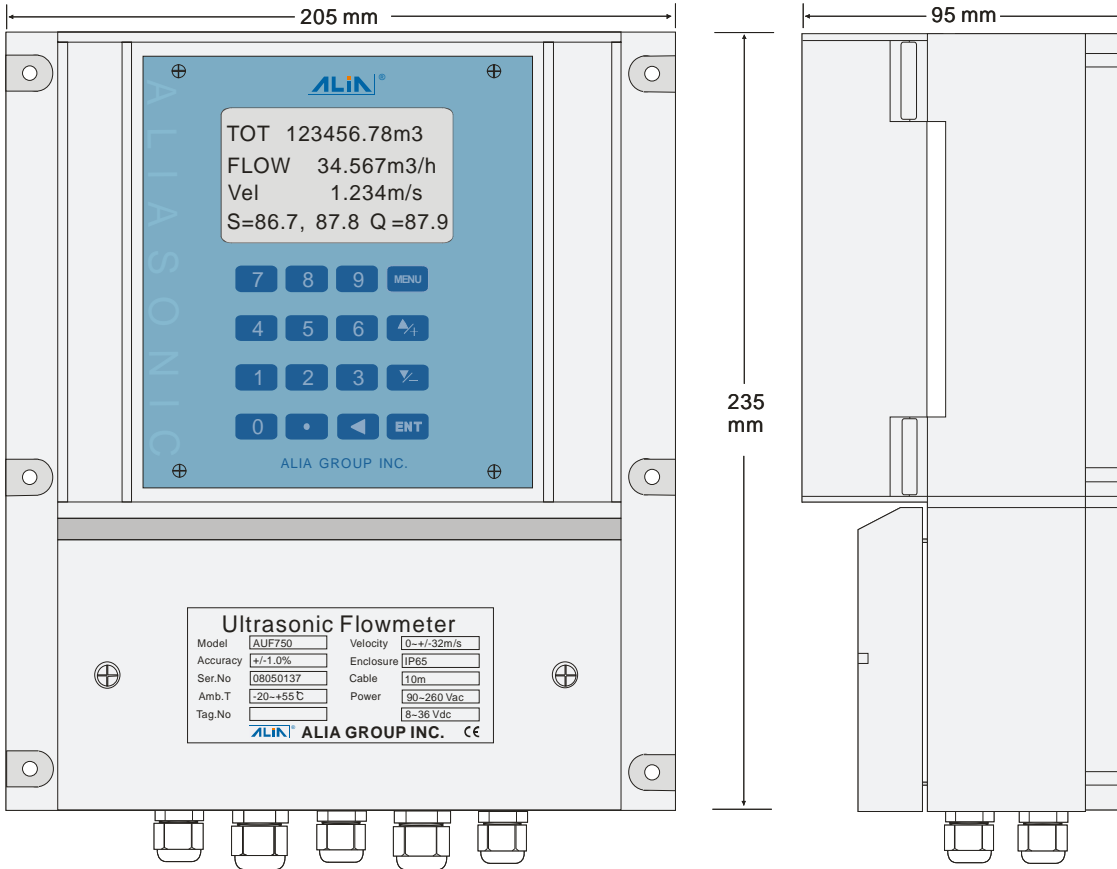
- HM Type

Pipe Size : 50mm ~ 1000mm (2" ~ 40")

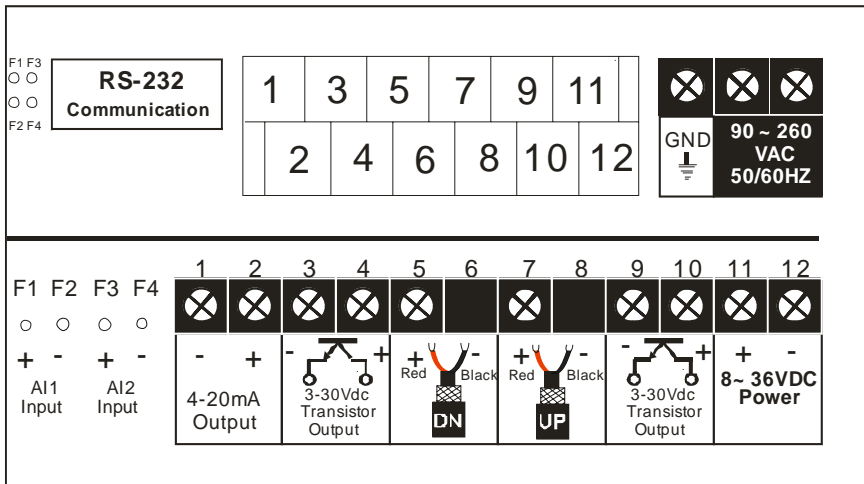
Dimensions : 64 * 39 * 44 mm



➤ DIMENSIONS FOR ULTRASONIC FLOWMETER



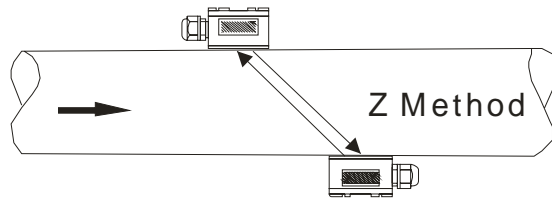
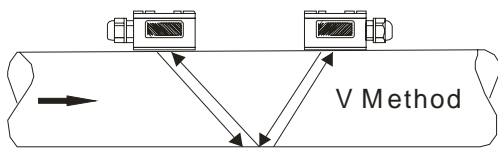
➤ WIRING DIAGRAM



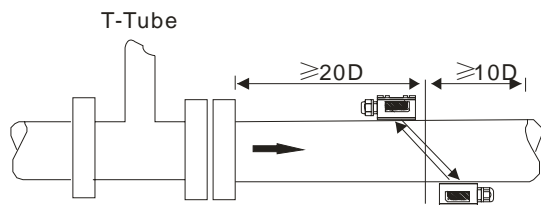
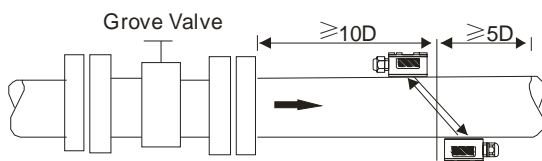
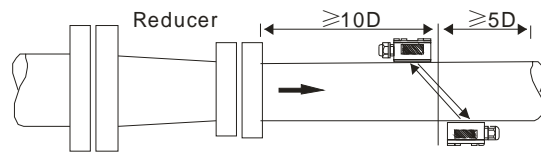
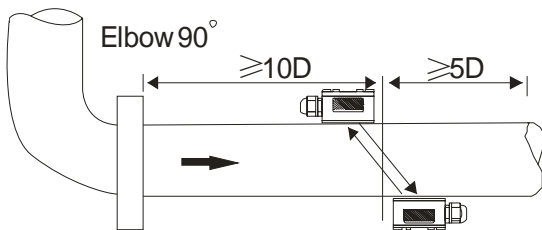
➤ ACCESSORIES



INSTALLATION



CONDITIONS ON STRAIGHT PIPE



MODEL SELECTION GUIDE

AUF75NT Series				
Example 1: AUF75NT-S-010-NN (AUF75NT Converter + Small Sensor-15~100mm + Cable 10M + 90-260 Vac or 8-36VDC Power)				
AUF75NT-	X	-XXX	-XX	Description
Basic Selection	AUF75NT-			Basic Model, Include * AUF75NT Converter * Mounting Belt * Acoustic Gel * Fixed Glue
Detector	S			Small Sensors, 15 ~ 100 mm (1/2" ~ 4"), -40 ~ +110 °C
	M			Middle sensors, 50 ~ 1000 mm (2" ~ 40"), -40 ~ +110 °C
	L			Large Sensors, 300 ~ 6000 mm (12" ~ 240"), -40 ~ +110 °C
	HS			High-Temperature Small Sensors, 15~100mm (1/2"~4"), -40 ~ +160 °C
	HM			High-Temperature Middle Sensors, 50~1000mm (2"~40"), -40 ~ +160 °C
Signal Cable Length		- NNN		3- 300M
Power Supply			- NN	90-260VAC, 50/60 Hz or 8-36VDC